



BIG-BOX® SWING XL

Capacious waste box with automatically closing "swing" lid.

THE KEY FEATURES

- Two-part self-closing swing lid
- With waste bag clamping frame
- With 4 non-slip feet


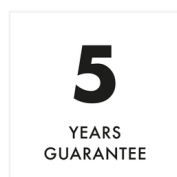


OTHER PRODUCT ADVANTAGES

- Rectangular housing made from stainless steel or coated sheet steel
- Lid and base made from high-strength plastic
- Flat packed, but quickly assembled


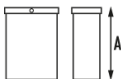
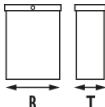
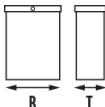


PROPERTIES

- Housing: stainless steel
- Lid/base: plastic, black





SPECIFICATIONS

Swing lid		✓
Capacity		52 l
Height		76,3 cm
Width		33,9 cm
Depth		26 cm
Weight		4,8 kg
Weight of packaging		5,6 kg
Housing material		Stainless steel
Lid material		Plastic
Color lid		Black
Color		Stainless steel